

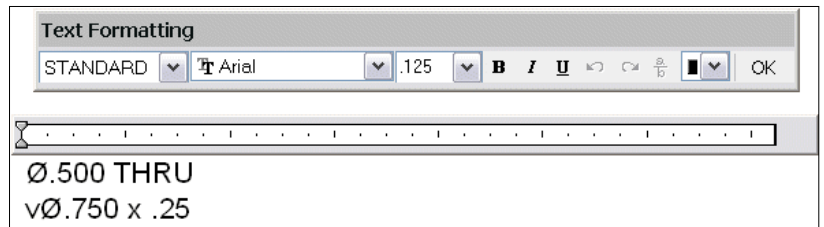
ANSI GDT Symbols in Autocad Text

The current ANSI (American National Standards Institute) standard for notes requires the use of symbols for counter bores, counter sinks, depth, etc. There is a special font file called **AIGDT** that has symbols rather than lower case letters when used. By editing the text you can add the symbols to your notes by switching between font files in the Mtext editor. Some of the common symbols and their associated letters for **AIGDT** are:

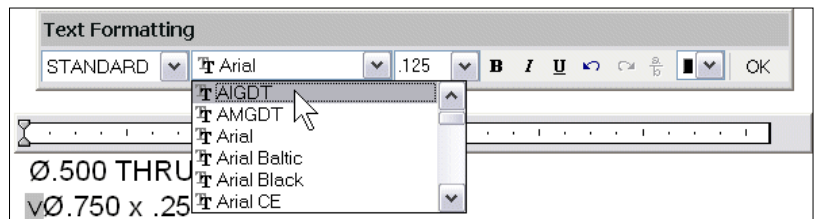
Name	Symbol	Type the lowercase letter
Center Line	⊥	q
Counterbore	⊔	v
Countersink	∇	w
Depth	⊚	x

To Apply

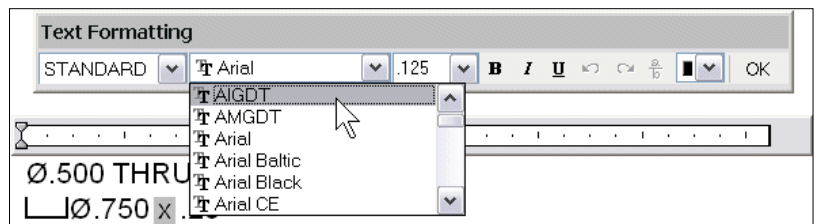
Start the MTEXT command, or type ED to edit an existing piece of mtext or dimension text. Type a lower case 'v' for counterbores, a lowercase 'w' for countersinks, and a lowercase 'x' for the depth symbol in the ARIAL text.



Now highlight the lowercase 'v' and change the font to AIGDT to change it to a counterbore symbol ⊔.



Do the same for the lowercase 'x' to change it to a depth symbol ⊚.



Then click OK.

